



Round 5 Maitland - NSW 26 June 2022



THOR

THOR MX1 Practice/Qualifying

Date: 26/06/22
Event: Q04
Weather: Sunny - Temp: 10.4C
Track: Good

Started at: 08:48:35
Laps: 20 Min
Starters: 30
Printed at: 9:19


PROVISIONAL CLASSIFICATION

Pos	No	Name	Machine	Fastest Lap	On Lap	Behind Leader	Behind Prev
1	102	Matt MOSS (NSW) / BBR 102 Motorsports	Yamaha YZF 450	1:46.012	5 of 9		
2	47	Todd WATERS (QLD) / Husqvarna Motorcycles	Husqvarna FC 450	1:47.199	8 of 8	1.187	1.187
3	5	Kirk GIBBS (SA) / KTM Australia	KTM SXF 450	1:47.350	7 of 9	1.338	.151
4	111	Dean FERRIS (QLD) / Team HRC Honda Racing	Honda CRF 450	1:47.771	7 of 8	1.759	.421
5	9	Aaron TANTI (QLD) / CDR Yamaha Monster Energy	Yamaha YZF 450	1:49.020	8 of 9	3.008	1.249
6	45	Hayden MELLROSS (VIC) / GASGAS Racing Team / Oakley / Kirbtech Industries / SH Earthmoving	GasGas MC 450	1:49.058	8 of 9	3.046	.038
7	24	Brett METCALFE (SA) / GO24 Whitehaul KTM / DBS / Rat Racing / Fist / Michelin / Delcon Civil	KTM SXF 450	1:49.749	8 of 8	3.737	.691
8	30	Joel WIGHTMAN (NSW) / Pro-Moto Suspension / Yamaha Racing / Incite Graphics / Maxxis / Fly Racing	Yamaha YZF 450	1:50.322	7 of 9	4.310	.573
9	62	Dylan WOOD (NSW) / KTM Newcastle / Chris Wood Performance / Gromor /cTroy Lee Designs	KTM SXF 450	1:52.070	6 of 10	6.058	1.748
10	48	Joben BALDWIN (NSW) / Ride Red	Honda CRF 450	1:52.290	5 of 7	6.278	.220
11	6	Jayden RYKERS (WA) / Empire Kawasaki	Kawasaki KX 450	1:52.362	6 of 9	6.350	.072
12	237	Joshua WHITEHEAD (NSW) / KTM Newcastle / Foxhead Australia / SHIFT Australia / Craig Anderson Racing	KTM SXF 450	1:52.496	6 of 8	6.484	.134
13	81	Joel EVANS (QLD) / Bluefin LED / Brisbane M-cycles / UNIT / Furnikation / Maxxis / Motorex	Honda CRF 450	1:53.321	6 of 9	7.309	.825
14	8	Zachary WATSON (QLD) / Hansen Constructions NQ / Rising Sun / Cassons Aust / Bell Helmets	Honda CRF 450	1:53.593	6 of 10	7.581	.272
15	386	Kye ORCHARD (QLD) / Brisbane M-cycles / Fly / McLeods / J&M Orchard Family Trust	Kawasaki KX 450	1:54.073	8 of 9	8.061	.480
16	215	Liam JACKSON (NSW) / Mudgee Power Sports / DMK Designs / Promoto Suspension / Oates MX	GasGas MC 450	1:54.171	8 of 9	8.159	.098
17	17	Cory WATTS (VIC) / Scrivens Hinda / Callum Morrihson Constructions / RRS / CWPerformance	Honda CRF 450	1:54.708	5 of 8	8.696	.537
18	84	Siegah WARD (SA) / Honda Ride Red Privateer Program / Markane Racing / Performance Moto	Honda CRF 450	1:55.703	5 of 8	9.691	.995
19	18	Mitchell NORRIS (SA) / Peter Stevens M-cycles / Greystone Pirate Life Racing / GasGas Aust.	GasGas MC 450	1:55.946	7 of 8	9.934	.243
20	415	Cody SCHAT (QLD)	GasGas MC450	1:56.048	5 of 8	10.036	.102
21	168	Zhane DUNLOP (QLD) / Brisbane M-cycles / Costanzo Racing Tuned / JPM / Maxxis / Fly / Kustom MX	Yamaha YZF 450	1:57.209	5 of 8	11.197	1.161
22	56	Riley STEPHENS (NSW) / Maitland M-cycles / Pro Moto Suspension	Honda CRF 450	1:57.307	5 of 9	11.295	.098
23	68	Jake COBBIN (NSW)	Yamaha YZF 450	1:58.574	6 of 8	12.562	1.267
24	46	Brock NINNESS (NSW)	KTM SXF 450	1:56.524	5 of 8	10.512	
25	32	Joel CIGLIANO (NSW) / Mick Muldoon M-cycles / Pro-Moto Suspension / Rekluse	Kawasaki KX 450	1:58.676	5 of 9	12.664	2.152
26	58	Troy MORA (VIC) / Moramech Racing / Kawasaki Motors / Matt Jones M-cycles / Pod	Kawasaki KX 450	1:58.852	8 of 9	12.840	.176
27	44	Joel LALICZ (NSW)	Yamaha YZF 450	1:59.546	7 of 8	13.534	.694
28	35	Jordan ROSE (NSW) / Moto Lab / APO Adventure & Powersports / Two Tech	Husqvarna FC 450	1:59.648	6 of 7	13.636	.102
29	33	Bryson CHERRETT (NSW) / Incite Graphics / Singleton Radiator Services / Hunter Valley M-sports	KTM SXF 450	2:05.860	9 of 9	19.848	6.212
30	59	Aaron PARKER (NSW) / Cessnock Carpet Court / Ana Industries / I Can Gig It / Trackside Auto / Hanna Graphics	KTM SXF 450	1:59.105	8 of 9	13.093	

*** ALL RIDERS QUALIFY. TOP 10 RIDERS TO PROGRESS TO TOP 10 SHOOTOUT ***

*** Penalties imposed by Clerk of Course - No. 17 (Cory Watts - loss of fastest lap for cutting course), No. 46 (Brock Ninness - 3 positions for jumping on first lap), and No. 59 (Aaron Parker - 3 positions for incorrect entry to mechanics area) ***

The results are provisional until the end of the time limit for protests and appeals.


Chief Timekeeper - Scott Laing


Race Director - Mark Hancock



www.computime.com.au
COMPUTIME RACE TIMING SYSTEMS PTY LTD





Round 5
Maitland - NSW
26 June 2022



THOR

THOR MX1
Practice/Qualifying

Date: 26/06/22
Event: Q04
Weather: Sunny - Temp: 10.4C
Track: Good

Started at: 08:48:35
Laps: 20 Min
Starters: 30
Printed at: 9:19


PROVISIONAL LAP TIMES

No	Name	Lap 1	Lap 2	Lap 3	Lap 4	Lap 5	Lap 6	Lap 7	Lap 8	Lap 9	Lap 10
5	Kirk GIBBS (SA)	2:02.820	1:58.117	1:54.734	1:50.100	2:07.153	2:04.504	1:47.350	2:35.181	2:01.568	
6	Jayden RYKERS (WA)	2:01.777	1:56.550	2:06.269	2:05.019	4:01.160	1:52.362	2:23.444	1:54.268	1:52.688	
8	Zachary WATSON (QLD)	2:06.512	2:04.633	1:59.565	2:02.048	2:02.395	1:53.593	2:01.251	2:00.548	1:57.931	1:54.589
9	Aaron TANTI (QLD)	1:58.669	1:54.058	3:30.214	1:59.381	1:49.500	1:49.258	2:06.067	1:49.020	2:13.679	
17	Cory WATTS (VIC)	2:11.333	2:04.570	2:05.962	2:50.405	1:54.708	3:23.206	2:19.938			
18	Mitchell NORRIS (SA)	2:21.295	2:22.765	3:16.961	2:03.997	1:56.150	3:10.593	1:55.946	1:57.002		
24	Brett METCALFE (SA)	2:11.613	2:05.297	3:12.973	1:57.599	1:51.016	1:50.095	3:28.285	1:49.749		
30	Joel WIGHTMAN (NSW)	2:04.742	2:06.988	1:59.172	2:21.136	1:51.639	2:13.157	1:50.322	2:20.956	1:50.487	
32	Joel CIGLIANO (NSW)	2:11.216	2:02.978	2:25.158	2:27.235	1:58.676	2:01.334	2:43.725	1:59.394	2:24.455	
33	Bryson CHERRETT (NSW)	2:26.207	2:10.591	2:15.184	2:13.315	2:09.102	2:10.178	2:06.522	2:07.606	2:05.860	
35	Jordan ROSE (NSW)	2:11.765	2:21.386	4:09.527	2:05.276	3:28.613	1:59.648	2:01.714			
44	Joel LALICZ (NSW)	2:12.434	2:12.696	2:08.084	2:12.288	2:05.046	2:28.860	1:59.546	2:49.232		
45	Hayden MELLROSS (VIC)	2:04.419	1:56.599	2:03.771	2:23.646	1:50.122	2:19.934	2:11.609	1:49.058	2:15.639	
46	Brock NINNESS (NSW)	2:08.413	2:07.580	2:17.591	2:20.478	1:56.524	1:59.512	2:58.850	1:58.383		
47	Todd WATERS (QLD)	1:59.356	1:54.272	2:03.098	2:24.548	1:57.880	1:48.145	2:16.362	1:47.199		
48	Joben BALDWIN (NSW)	2:09.373	1:56.927	1:58.902	3:09.949	1:52.290	2:26.066	3:10.402			
56	Riley STEPHENS (NSW)	2:12.485	2:04.686	2:04.940	2:07.837	1:57.307	2:23.112	1:58.004	1:58.881	1:59.963	
58	Troy MORA (VIC)	2:13.630	2:04.785	2:06.213	2:07.177	1:59.837	2:08.489	2:01.956	1:58.852	2:27.876	
59	Aaron PARKER (NSW)	2:09.752	2:01.661	2:08.234	2:44.212	1:59.514	1:59.194	1:59.543	1:59.105	1:59.784	
62	Dylan WOOD (NSW)	1:59.072	1:56.106	1:56.489	2:10.757	1:52.377	1:52.070	2:13.764	1:52.446	1:53.604	1:53.782
68	Jake COBBIN (NSW)	2:07.418	2:11.621	2:05.513	3:45.051	1:58.816	1:58.574	2:00.335	2:31.743		
81	Joel EVANS (QLD)	2:01.400	2:16.308	2:00.119	2:11.546	2:05.239	1:53.321	3:41.868	1:53.440	2:09.318	
84	Siegah WARD (SA)	2:12.631	2:04.618	2:13.368	2:26.507	1:55.703	1:56.230	2:44.446	2:05.947		
102	Matt MOSS (NSW)	1:53.930	1:48.456	4:40.609	1:58.518	1:46.012	2:18.929	2:01.082	2:09.003	2:12.385	
111	Dean FERRIS (QLD)	2:02.285	2:38.074	1:55.701	2:38.522	1:48.655	3:12.793	1:47.771	2:48.729		
168	Zhane DUNLOP (QLD)	2:10.459	2:01.720	2:04.216	3:36.671	1:57.209	3:27.939	2:00.214	1:57.258		
215	Liam JACKSON (NSW)	2:17.074	2:03.003	2:20.394	2:19.601	1:55.684	1:56.146	2:16.569	1:54.171	2:17.255	
237	Joshua WHITEHEAD (NSW)	2:02.292	1:56.868	1:56.053	2:02.566	3:33.933	1:52.496	1:53.495	3:54.615		
386	Kye ORCHARD (QLD)	2:20.898	2:06.848	2:04.024	2:06.136	1:57.211	2:40.270	1:56.578	1:54.073	2:29.387	
415	Cody SCHAT (QLD)	2:10.848	2:12.016	2:01.137	2:00.810	1:56.048	3:20.798	1:56.622	2:19.145		

*** ALL RIDERS QUALIFY. TOP 10 RIDERS TO PROGRESS TO TOP 10 SHOOTOUT ***

*** Penalties imposed by Clerk of Course - No. 17 (Cory Watts - loss of fastest lap for cutting course), No. 46 (Brock Ninness - 3 positions for jumping on first lap), and No. 59 (Aaron Parker - 3 positions for incorrect entry to mechanics area) ***

The results are provisional until the end of the time limit for protests and appeals.


Chief Timekeeper - Scott Laing


Race Director - Mark Hancock



www.computime.com.au
COMPUTIME RACE TIMING SYSTEMS PTY LTD





Round 5 Maitland - NSW 26 June 2022



THOR

THOR MX1 Practice/Qualifying

Date: 26/06/22
Event: Q04
Weather: Sunny - Temp: 10.4C
Track: Good

Started at: 08:48:35
Laps: 20 Min
Starters: 30
Printed at: 9:19

PROVISIONAL SPLIT TIMES

Lap	Split 1	Split 2	Split 3	Lap Time	Lap	Split 1	Split 2	Split 3	Lap Time
5 Kirk GIBBS (SA) (3rd)					8	46.301	35.422	44.344	2:06.067
1	7.946	40.701	52.786	1:41.433	9	37.647	32.272	39.101	1:49.020
2	47.780	33.579	41.461	2:02.820	10	48.474	38.686	46.519	2:13.679
3	42.662	32.667	42.788	1:58.117	17 Cory WATTS (VIC) (17th)				
4	40.482	32.922	41.330	1:54.734	1	34.908	40.872	51.130	2:06.910
5	38.809	31.412	39.879	1:50.100	2	48.636	35.329	47.368	2:11.333
6	43.979	36.356	46.818	2:07.153	3	44.418	35.878	44.274	2:04.570
7	37.331	40.938	46.235	2:04.504	4	42.977	36.499	46.486	2:05.962
8	37.328	30.389	39.633	1:47.350	5	47.881	58.016	1:04.508	2:50.405
9	49.299	40.566	1:05.316	2:35.181	6	39.428	32.484	42.796	1:54.708
10	37.840	30.836	52.892	2:01.568	7	2:02.467	35.739	45.000	3:23.206
6 Jayden RYKERS (WA) (11th)					8	38.574	33.005	41.303	1:52.882
1	1.788	38.996	49.773	1:30.557	9	53.272	38.285	48.381	2:19.938
2	44.653	34.863	42.261	2:01.777	18 Mitchell NORRIS (SA) (19th)				
3	41.816	33.253	41.481	1:56.550	1	23.144	44.155	50.300	1:57.599
4	47.921	33.829	44.519	2:06.269	2	48.990	40.030	52.275	2:21.295
5	47.422	35.688	41.909	2:05.019	3	46.911	34.802	1:01.052	2:22.765
6	1:49.105	48.773	1:23.282	4:01.160	4	1:55.575	34.608	46.778	3:16.961
7	39.320	33.038	40.004	1:52.362	5	41.889	35.379	46.729	2:03.997
8	45.446	37.692	1:00.306	2:23.444	6	40.167	34.209	41.774	1:56.150
9	39.268	32.968	42.032	1:54.268	7	1:27.504	42.109	1:00.980	3:10.593
10	39.890	32.941	39.857	1:52.688	8	40.366	33.148	42.432	1:55.946
8 Zachary WATSON (QLD) (14th)					9	40.762	33.973	42.267	1:57.002
1	4.804	38.824	50.426	1:34.054	24 Brett METCALFE (SA) (7th)				
2	46.967	36.580	42.965	2:06.512	1	40.447	45.195	1:00.219	2:25.861
3	45.044	35.851	43.738	2:04.633	2	50.059	36.913	44.641	2:11.613
4	40.555	32.858	46.152	1:59.565	3	44.994	36.154	44.149	2:05.297
5	43.091	35.549	43.408	2:02.048	4	1:49.465	35.609	47.899	3:12.973
6	44.666	33.118	44.611	2:02.395	5	39.506	32.040	46.053	1:57.599
7	39.200	32.303	42.090	1:53.593	6	39.402	31.248	40.366	1:51.016
8	44.058	35.289	41.904	2:01.251	7	38.571	31.417	40.107	1:50.095
9	39.515	34.523	46.510	2:00.548	8	2:10.701	33.905	43.679	3:28.285
10	40.577	33.890	43.464	1:57.931	9	38.651	32.236	38.862	1:49.749
11	39.691	33.536	41.362	1:54.589	30 Joel WIGHTMAN (NSW) (8th)				
9 Aaron TANTI (QLD) (5th)					1	17.496	39.311	51.941	1:48.748
1	2.691	37.294	46.943	1:26.928	2	46.330	35.295	43.117	2:04.742
2	43.301	33.176	42.192	1:58.669	3	42.372	38.027	46.589	2:06.988
3	40.674	32.915	40.469	1:54.058	4	43.024	32.524	43.624	1:59.172
4	2:07.552	37.223	45.439	3:30.214	5	41.583	33.977	1:05.576	2:21.136
5	41.046	35.556	42.779	1:59.381	6	39.360	32.904	39.375	1:51.639
6	38.751	31.581	39.168	1:49.500	7	47.094	38.560	47.503	2:13.157
7	38.033	32.007	39.218	1:49.258					

Chief Timekeeper - Scott Laing

Race Director - Mark Hancock



www.computime.com.au
COMPUTIME RACE TIMING SYSTEMS PTY LTD





Round 5 Maitland - NSW 26 June 2022



THOR

THOR MX1 Practice/Qualifying

Date: 26/06/22
Event: Q04
Weather: Sunny - Temp: 10.4C
Track: Good

Started at: 08:48:35
Laps: 20 Min
Starters: 30
Printed at: 9:19

PROVISIONAL SPLIT TIMES

Lap	Split 1	Split 2	Split 3	Lap Time	Lap	Split 1	Split 2	Split 3	Lap Time
8	38.573	<u>32.420</u>	<u>39.329</u>	<u>1:50.322</u>	7	52.434	46.013	50.413	2:28.860
9	44.891	37.303	58.762	2:20.956	8	<u>40.887</u>	<u>35.267</u>	<u>43.392</u>	<u>1:59.546</u>
10	<u>38.196</u>	32.865	39.426	1:50.487	9	1:15.456	42.716	51.060	2:49.232

32 Joel CIGLIANO (NSW) (25th)

1	18.620	40.632	51.924	1:51.176
2	49.974	37.758	43.484	2:11.216
3	42.906	36.841	43.231	2:02.978
4	53.939	38.983	52.236	2:25.158
5	49.250	42.780	55.205	2:27.235
6	<u>40.928</u>	35.518	<u>42.230</u>	<u>1:58.676</u>
7	42.743	35.341	43.250	2:01.334
8	57.563	47.167	58.995	2:43.725
9	41.831	<u>34.960</u>	42.603	1:59.394
10	53.718	40.172	50.565	2:24.455

45 Hayden MELLROSS (VIC) (6th)

1	15.153	39.467	50.895	1:45.515
2	46.921	34.384	43.114	2:04.419
3	41.357	33.756	41.486	1:56.599
4	44.683	34.122	44.966	2:03.771
5	38.340	40.618	1:04.688	2:23.646
6	38.866	<u>31.729</u>	39.527	1:50.122
7	54.613	38.164	47.157	2:19.934
8	38.016	1:33.593		2:11.609
9	<u>37.491</u>	32.358	<u>39.209</u>	<u>1:49.058</u>
10	48.924	39.074	47.641	2:15.639

33 Bryson CHERRETT (NSW) (29th)

1	31.931	42.603	52.729	2:07.263
2	1:01.066	39.107	46.034	2:26.207
3	47.717	36.579	46.295	2:10.591
4	51.640	37.251	46.293	2:15.184
5	47.601	37.256	48.458	2:13.315
6	45.212	37.259	46.631	2:09.102
7	46.022	37.492	46.664	2:10.178
8	44.774	<u>35.033</u>	46.715	2:06.522
9	<u>43.858</u>	37.603	46.145	2:07.606
10	44.701	36.427	<u>44.732</u>	<u>2:05.860</u>

46 Brock NINNESS (NSW) (24th)

1	41.307	42.671	49.384	2:13.362
2	47.651	36.749	44.013	2:08.413
3	48.556	35.524	43.500	2:07.580
4	54.518	36.353	46.720	2:17.591
5	57.959	35.895	46.624	2:20.478
6	<u>40.426</u>	34.325	<u>41.773</u>	<u>1:56.524</u>
7	41.624	34.588	43.300	1:59.512
8	1:41.523	34.316	43.011	2:58.850
9	40.778	<u>34.136</u>	43.469	1:58.383

35 Jordan ROSE (NSW) (28th)

1	25.832	42.444	53.494	2:01.770
2	48.329	38.312	45.124	2:11.765
3	43.262	52.651	45.473	2:21.386
4	2:47.610	37.375	44.542	4:09.527
5	45.087	34.719	45.470	2:05.276
6	1:53.497	<u>34.467</u>	1:00.649	3:28.613
7	<u>40.886</u>	35.359	<u>43.403</u>	<u>1:59.648</u>
8	41.039	35.173	45.502	2:01.714

47 Todd WATERS (QLD) (2nd)

1	3.395	37.677	46.718	1:27.790
2	44.177	33.790	41.389	1:59.356
3	40.958	32.287	41.027	1:54.272
4	43.136	32.645	47.317	2:03.098
5	1:08.936	33.290	42.322	2:24.548
6	41.034	33.351	43.495	1:57.880
7	37.982	<u>31.671</u>	<u>38.492</u>	1:48.145
8	44.114	32.609	59.639	2:16.362
9	<u>36.358</u>	32.236	38.605	<u>1:47.199</u>

44 Joel LALICZ (NSW) (27th)

1	37.551	42.478	50.680	2:10.709
2	51.701	36.936	43.797	2:12.434
3	51.385	36.829	44.482	2:12.696
4	45.952	35.978	46.154	2:08.084
5	49.045	36.465	46.778	2:12.288
6	42.081	36.956	46.009	2:05.046

48 Joben BALDWIN (NSW) (10th)

1	7.210	40.602	51.863	1:39.675
2	51.458	33.258	44.657	2:09.373
3	41.337	<u>32.488</u>	43.102	1:56.927
4	40.823	35.158	42.921	1:58.902
5	1:44.289	35.809	49.851	3:09.949
6	<u>39.016</u>	32.537	<u>40.737</u>	<u>1:52.290</u>

Chief Timekeeper - Scott Laing

Race Director - Mark Hancock





Round 5 Maitland - NSW 26 June 2022



THOR

THOR MX1 Practice/Qualifying

Date: 26/06/22
Event: Q04
Weather: Sunny - Temp: 10.4C
Track: Good

Started at: 08:48:35
Laps: 20 Min
Starters: 30
Printed at: 9:19

PROVISIONAL SPLIT TIMES

Lap	Split 1	Split 2	Split 3	Lap Time	Lap	Split 1	Split 2	Split 3	Lap Time
7	59.563	38.296	48.207	2:26.066	6	39.361	32.434	40.582	1:52.377
8	39.578	32.578	1:58.246	3:10.402	7	39.708	32.626	39.736	1:52.070
56 Riley STEPHENS (NSW) (22th)					8	43.963	39.221	50.580	2:13.764
1	5.671	39.115	51.902	1:36.688	9	39.119	32.456	40.871	1:52.446
2	52.097	35.981	44.407	2:12.485	10	39.699	33.296	40.609	1:53.604
3	45.612	35.293	43.781	2:04.686	11	40.434	33.258	40.090	1:53.782
4	41.667	35.432	47.841	2:04.940	68 Jake COBBIN (NSW) (23th)				
5	47.885	34.412	45.540	2:07.837	1	35.282	41.749	49.681	2:06.712
6	40.925	34.201	42.181	1:57.307	2	46.314	35.990	45.114	2:07.418
7	46.705	42.136	54.271	2:23.112	3	45.837	35.744	50.040	2:11.621
8	40.941	34.193	42.870	1:58.004	4	46.583	34.983	43.947	2:05.513
9	41.512	34.310	43.059	1:58.881	5	2:20.871	36.462	47.718	3:45.051
10	41.852	34.722	43.389	1:59.963	6	40.986	34.600	43.230	1:58.816
58 Troy MORA (VIC) (26th)					7	40.920	34.571	43.083	1:58.574
1	36.424	39.793	53.229	2:09.446	8	41.257	34.736	44.342	2:00.335
2	50.978	34.821	47.831	2:13.630	9	57.218	45.006	49.519	2:31.743
3	45.919	34.465	44.401	2:04.785	81 Joel EVANS (QLD) (13th)				
4	46.294	35.624	44.295	2:06.213	1	1.400	37.029	44.818	1:23.247
5	43.628	35.669	47.880	2:07.177	2	44.408	33.093	43.899	2:01.400
6	41.229	34.805	43.803	1:59.837	3	40.815	35.197	1:00.296	2:16.308
7	47.174	37.852	43.463	2:08.489	4	40.927	35.426	43.766	2:00.119
8	41.471	34.952	45.533	2:01.956	5	45.488	34.993	51.065	2:11.546
9	41.182	35.301	42.369	1:58.852	6	40.883	35.370	48.986	2:05.239
10	53.511	42.520	51.845	2:27.876	7	38.890	33.595	40.836	1:53.321
59 Aaron PARKER (NSW) (30th)					8	2:23.242	32.866	45.760	3:41.868
1	24.729	43.276	50.656	1:58.661	9	39.094	33.119	41.227	1:53.440
2	49.231	36.743	43.778	2:09.752	10	46.700	35.497	47.121	2:09.318
3	42.584	35.218	43.859	2:01.661	84 Siegah WARD (SA) (18th)				
4	42.582	36.146	49.506	2:08.234	1	42.580	45.719	1:00.755	2:29.054
5	1:22.071	35.813	46.328	2:44.212	2	49.608	37.413	45.610	2:12.631
6	41.368	34.515	43.631	1:59.514	3	44.956	35.554	44.108	2:04.618
7	41.809	34.847	42.538	1:59.194	4	47.017	34.802	51.549	2:13.368
8	41.595	34.977	42.971	1:59.543	5	51.314	41.619	53.574	2:26.507
9	41.252	35.163	42.690	1:59.105	6	39.538	33.539	42.626	1:55.703
10	41.241	35.354	43.189	1:59.784	7	40.218	34.217	41.795	1:56.230
62 Dylan WOOD (NSW) (9th)					8	56.858	47.702	59.886	2:44.446
1	33.415	39.322	46.539	1:59.276	9	43.640	35.985	46.322	2:05.947
2	42.941	33.788	42.343	1:59.072	102 Matt MOSS (NSW) (1st)				
3	40.573	34.005	41.528	1:56.106	1		36.948	46.390	1:23.338
4	41.789	33.782	40.918	1:56.489	2	41.978	32.059	39.893	1:53.930
5	49.742	38.809	42.206	2:10.757	3	38.071	32.167	38.218	1:48.456

Scott Laing
Chief Timekeeper - Scott Laing

Mark Hancock
Race Director - Mark Hancock





Round 5 Maitland - NSW 26 June 2022



THOR

THOR MX1 Practice/Qualifying

Date: 26/06/22
Event: Q04
Weather: Sunny - Temp: 10.4C
Track: Good

Started at: 08:48:35
Laps: 20 Min
Starters: 30
Printed at: 9:19

PROVISIONAL SPLIT TIMES

Lap	Split 1	Split 2	Split 3	Lap Time	Lap	Split 1	Split 2	Split 3	Lap Time
4	3:19.496	36.779	44.334	4:40.609	9	<u>39.259</u>	33.543	<u>41.369</u>	<u>1:54.171</u>
5	41.233	33.993	43.292	1:58.518	10	49.190	37.830	50.235	2:17.255
6	37.120	<u>31.187</u>	<u>37.705</u>	<u>1:46.012</u>	237 Joshua WHITEHEAD (NSW) (12th)				
7	55.297	40.928	42.704	2:18.929	1	30.490	40.357	47.517	1:58.364
8	<u>36.336</u>	31.885	52.861	2:01.082	2	45.670	<u>32.941</u>	43.681	2:02.292
9	38.451	44.330	46.222	2:09.003	3	40.229	33.524	43.115	1:56.868
10	47.323	37.921	47.141	2:12.385	4	39.330	34.225	42.498	1:56.053
111 Dean FERRIS (QLD) (4th)					5	40.372	36.633	45.561	2:02.566
1	6.184	40.084	52.304	1:38.572	6	2:18.861	33.883	41.189	3:33.933
2	46.582	34.740	40.963	2:02.285	7	39.146	33.390	<u>39.960</u>	<u>1:52.496</u>
3	1:20.532	35.015	42.527	2:38.074	8	<u>38.789</u>	34.177	40.529	1:53.495
4	41.102	32.751	41.848	1:55.701	9	2:17.136	44.155	53.324	3:54.615
5	1:12.203	36.585	49.734	2:38.522	386 Kye ORCHARD (QLD) (15th)				
6	<u>37.283</u>	31.648	39.724	1:48.655	1	35.742	47.794	58.679	2:22.215
7	1:18.515	39.957	1:14.321	3:12.793	2	53.211	39.396	48.291	2:20.898
8	37.322	<u>30.952</u>	<u>39.497</u>	<u>1:47.771</u>	3	46.651	35.507	44.690	2:06.848
9	1:27.054	32.639	49.036	2:48.729	4	45.465	34.757	43.802	2:04.024
168 Zhane DUNLOP (QLD) (21th)					5	44.034	36.973	45.129	2:06.136
1	29.900	44.595	50.767	2:05.262	6	40.733	<u>33.211</u>	43.267	1:57.211
2	49.171	35.691	45.597	2:10.459	7	58.908	42.378	58.984	2:40.270
3	41.557	35.731	44.432	2:01.720	8	40.386	34.954	41.238	1:56.578
4	44.221	34.414	45.581	2:04.216	9	<u>40.158</u>	33.562	<u>40.353</u>	<u>1:54.073</u>
5	2:00.119	36.530	1:00.022	3:36.671	10	51.883	47.855	49.649	2:29.387
6	<u>40.990</u>	34.436	41.783	<u>1:57.209</u>	415 Cody SCHAT (QLD) (20th)				
7	2:02.124	39.479	46.336	3:27.939	1	37.922	43.167	52.523	2:13.612
8	41.576	35.076	43.562	2:00.214	2	50.416	35.959	44.473	2:10.848
9	41.315	<u>34.225</u>	<u>41.718</u>	1:57.258	3	53.125	35.722	43.169	2:12.016
215 Liam JACKSON (NSW) (16th)					4	42.393	35.182	43.562	2:01.137
1	27.606	43.230	54.284	2:05.120	5	42.481	35.323	43.006	2:00.810
2	46.417	40.666	49.991	2:17.074	6	40.601	<u>33.845</u>	<u>41.602</u>	<u>1:56.048</u>
3	45.243	35.038	42.722	2:03.003	7	1:57.285	35.231	48.282	3:20.798
4	50.717	40.496	49.181	2:20.394	8	<u>40.070</u>	34.173	42.379	1:56.622
5	48.673	36.510	54.418	2:19.601	9	57.959	35.420	45.766	2:19.145
6	39.814	34.175	41.695	1:55.684					
7	40.494	<u>32.966</u>	42.686	1:56.146					
8	49.901	40.008	46.660	2:16.569					

*** ALL RIDERS QUALIFY. TOP 10 RIDERS TO PROGRESS TO TOP 10 SHOOTOUT ***

*** Penalties imposed by Clerk of Course - No. 17 (Cory Watts - loss of fastest lap for cutting course), No. 46 (Brock Ninness - 3 positions for jumping on first lap), and No. 59 (Aaron Parker - 3 positions for incorrect entry to mechanics area) ***

The results are provisional until the end of the time limit for protests and appeals.

Chief Timekeeper - Scott Laing

Race Director - Mark Hancock



www.computime.com.au
COMPUTIME RACE TIMING SYSTEMS PTY LTD





**Round 5
Maitland - NSW
26 June 2022**



THOR

**THOR MX1
Practice/Qualifying**

Date: 26/06/22
Event: Q04
Weather: Sunny - Temp: 10.4C
Track: Good

Started at: 08:48:35
Laps: 20 Min
Starters: 30
Printed at: 9:19

PROVISIONAL FASTEST LAPS SEQUENCE

Race Time	No	Name	Machine	Fastest Lap	On Lap
3:17.268	102	Matt MOSS (NSW)	Yamaha YZF 450	1:53.930	1
5:05.724	102	Matt MOSS (NSW)	Yamaha YZF 450	1:48.456	2
13:30.863	102	Matt MOSS (NSW)	Yamaha YZF 450	1:46.012	5

*** ALL RIDERS QUALIFY. TOP 10 RIDERS TO PROGRESS TO TOP 10 SHOOTOUT ***

*** Penalties imposed by Clerk of Course - No. 17 (Cory Watts - loss of fastest lap for cutting course), No. 46 (Brock Ninness - 3 positions for jumping on first lap), and No. 59 (Aaron Parker - 3 positions for incorrect entry to mechanics area) ***

The results are provisional until the end of the time limit for protests and appeals.


Chief Timekeeper - Scott Laing


Race Director - Mark Hancock





Round 5 Maitland - NSW 26 June 2022



THOR

THOR MX1 Practice/Qualifying

Date: 26/06/22
Event: Q04
Weather: Sunny - Temp: 10.4C
Track: Good

Started at: 08:48:35
Laps: 20 Min
Starters: 30
Printed at: 9:19


PROVISIONAL BEST PARTIAL TIMES

Pos	Split 1		Split 2		Split 3		LAP		Ideal	Fastest
	Name	Time	Name	Time	Name	Time	Name	Time		
1	M. MOSS	36.336	K. GIBBS	30.389	M. MOSS	37.705	M. MOSS	1:45.228	1:46.012	
2	T. WATERS	36.358	D. FERRIS	30.952	T. WATERS	38.492	T. WATERS	1:46.521	1:47.199	
3	D. FERRIS	37.283	M. MOSS	31.187	B. METCALFE	38.862	K. GIBBS	1:47.350	1:47.350	
4	K. GIBBS	37.328	B. METCALFE	31.248	A. TANTI	39.101	D. FERRIS	1:47.732	1:47.771	
5	H. MELLROSS	37.491	A. TANTI	31.581	H. MELLROSS	39.209	A. TANTI	1:48.329	1:49.020	
6	A. TANTI	37.647	T. WATERS	31.671	J. WIGHTMAN	39.329	H. MELLROSS	1:48.429	1:49.058	
7	J. WIGHTMAN	38.196	H. MELLROSS	31.729	D. FERRIS	39.497	B. METCALFE	1:48.681	1:49.749	
8	B. METCALFE	38.571	Z. WATSON	32.303	K. GIBBS	39.633	J. WIGHTMAN	1:49.945	1:50.322	
9	C. WATTS	38.574	J. WIGHTMAN	32.420	D. WOOD	39.736	D. WOOD	1:51.289	1:52.070	
10	J. WHITEHEAD	38.789	D. WOOD	32.434	J. RYKERS	39.857	J. WHITEHEAD	1:51.690	1:52.496	
11	J. EVANS	38.890	C. WATTS	32.484	J. WHITEHEAD	39.960	J. RYKERS	1:52.066	1:52.362	
12	J. BALDWIN	39.016	J. BALDWIN	32.488	K. ORCHARD	40.353	J. BALDWIN	1:52.241	1:52.290	
13	D. WOOD	39.119	J. EVANS	32.866	J. BALDWIN	40.737	C. WATTS	1:52.361	1:54.708	
14	Z. WATSON	39.200	J. WHITEHEAD	32.941	J. EVANS	40.836	J. EVANS	1:52.592	1:53.321	
15	L. JACKSON	39.259	J. RYKERS	32.941	C. WATTS	41.303	Z. WATSON	1:52.865	1:53.593	
16	J. RYKERS	39.268	L. JACKSON	32.966	Z. WATSON	41.362	L. JACKSON	1:53.594	1:54.171	
17	S. WARD	39.538	M. NORRIS	33.148	L. JACKSON	41.369	K. ORCHARD	1:53.722	1:54.073	
18	C. SCHAT	40.070	K. ORCHARD	33.211	C. SCHAT	41.602	S. WARD	1:54.872	1:55.703	
19	K. ORCHARD	40.158	S. WARD	33.539	Z. DUNLOP	41.718	M. NORRIS	1:55.089	1:55.946	
20	M. NORRIS	40.167	C. SCHAT	33.845	B. NINNESS	41.773	C. SCHAT	1:55.517	1:56.048	
21	B. NINNESS	40.426	B. NINNESS	34.136	M. NORRIS	41.774	B. NINNESS	1:56.335	1:56.524	
22	J. ROSE	40.886	R. STEPHENS	34.193	S. WARD	41.795	Z. DUNLOP	1:56.933	1:57.209	
23	J. LALICZ	40.887	Z. DUNLOP	34.225	R. STEPHENS	42.181	R. STEPHENS	1:57.299	1:57.307	
24	J. COBBIN	40.920	T. MORA	34.465	J. CIGLIANO	42.230	T. MORA	1:58.016	1:58.852	
25	R. STEPHENS	40.925	J. ROSE	34.467	T. MORA	42.369	J. CIGLIANO	1:58.118	1:58.676	
26	J. CIGLIANO	40.928	A. PARKER	34.515	A. PARKER	42.538	A. PARKER	1:58.294	1:59.105	
27	Z. DUNLOP	40.990	J. COBBIN	34.571	J. COBBIN	43.083	J. COBBIN	1:58.574	1:58.574	
28	T. MORA	41.182	J. CIGLIANO	34.960	J. LALICZ	43.392	J. ROSE	1:58.756	1:59.648	
29	A. PARKER	41.241	B. CHERRETT	35.033	J. ROSE	43.403	J. LALICZ	1:59.546	1:59.546	
30	B. CHERRETT	43.858	J. LALICZ	35.267	B. CHERRETT	44.732	B. CHERRETT	2:03.623	2:05.860	

*** ALL RIDERS QUALIFY. TOP 10 RIDERS TO PROGRESS TO TOP 10 SHOOTOUT ***

*** Penalties imposed by Clerk of Course - No. 17 (Cory Watts - loss of fastest lap for cutting course), No. 46 (Brock Ninness - 3 positions for jumping on first lap), and No. 59 (Aaron Parker - 3 positions for incorrect entry to mechanics area) ***

The results are provisional until the end of the time limit for protests and appeals.


Chief Timekeeper - Scott Laing


Race Director - Mark Hancock



www.computime.com.au
COMPUTIME RACE TIMING SYSTEMS PTY LTD





**Round 5
Maitland - NSW
26 June 2022**



THOR

**THOR MX1
Practice/Qualifying**

Date: 26/06/22
Event: Q04
Weather: Sunny - Temp: 10.4C
Track: Good

Started at: 08:48:35
Laps: 20 Min
Starters: 30
Printed at: 9:20

PROVISIONAL RACE INFORMATION

Time	Description
08:48:35	Event Start
08:53:34	QUALIFYING STARTS IN 5:00
08:58:35	QUALIFYING HAS STARTED
09:08:22	PENALTIES IMPOSED BY CLERK OF COURSE: 46 and 59 - 3 POSITIONS, 17 - LOSS OF FASTEST LAP
09:08:36	Chequered Flag
09:11:17	Event Finish

*** ALL RIDERS QUALIFY. TOP 10 RIDERS TO PROGRESS TO TOP 10 SHOOTOUT ***

*** Penalties imposed by Clerk of Course - No. 17 (Cory Watts - loss of fastest lap for cutting course), No. 46 (Brock Ninness - 3 positions for jumping on first lap), and No. 59 (Aaron Parker - 3 positions for incorrect entry to mechanics area) ***

The results are provisional until the end of the time limit for protests and appeals.


Chief Timekeeper - Scott Laing


Race Director - Mark Hancock



www.computime.com.au
COMPUTIME RACE TIMING SYSTEMS PTY LTD

